evergreen
HOMES AND CONSTRUCTION

Sound Proofing between units
2009 Centennial Street

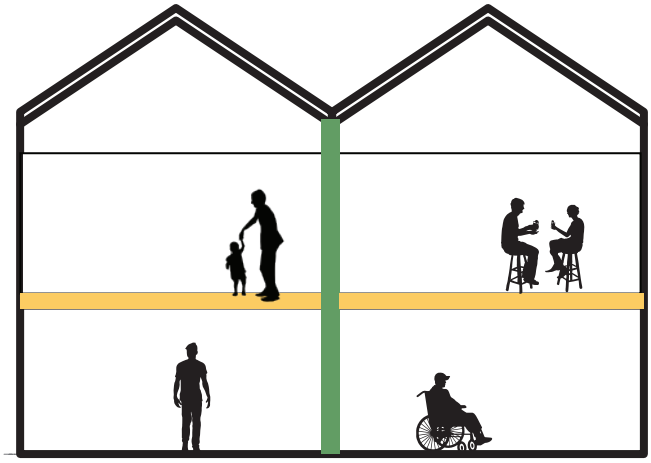

TYPICAL PARTITION WALL SOUNDPROOFING

DOUBLE PARTY WALL

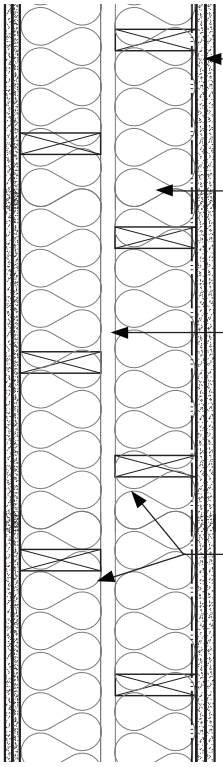

DOUBLE LAYER 5/8 DRYWALL
Adding mass reduces sound

KNUFF SOUND ACOUSTICAL INSULATION
Insulation helps reduce the vibration

1" AIR GAP
Mechanical separation of a double party wall to help with transmission of sound vibration.

OFFSET STUDS
decoupling the wall studs limits the vibration trying to conduct through the wall

CEILING SOUNDPROOFING

This method adds Decoupling, Mass, Absorption, and Damping, ALL of the 4 Elements of Soundproofing, which brings the Sound Proof Rating to 77 STC . Our method to max soundproofing in between units is to use resilient sound clips which are attached to ceiling/wall joists. Metal Furring Channels are then snapped into the channels and the drywall is fastened to the channels. This system is also called a "Floating Wall/Ceiling".

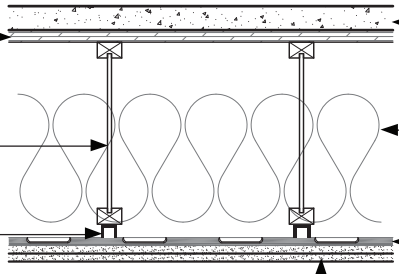

PLYWOOD
Adding mass reduces sound

I-JOIST

SOUND CLIP
reducing the amount of contact between the floors for improved soundproofing.

DOUBLE LAYER 5/8 DRYWALL
Adding mass reduces sound

1-1/2" CONCRETE TOPPING
Adding mass reduces sound

ACOUSTICAL INSULATION
Insulation helps reduce the sound vibrations

STEEL FURRING CHANNEL
hat-shaped framing accessory holding insulation or other construction items between materials with the least amount of contact to ensure soundproofing